

Specifications



PERFORMANCE

Working height, max.	12,00 m
Horizontal outreach with 120 kg	8,45 m
Basket capacity	120 kg
Movable Jib	-
Turret rotation	220°
Positionable on ground slopes of	2,0°/3,5 %
Height and width track adjustment	-
Gradeability, max.	8,5°/15,0 %
Slope angle	8,5°/15,0 %
Travel speed	1,2 km/h

MEASUREMENTS

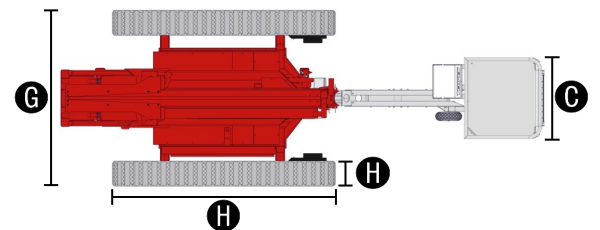
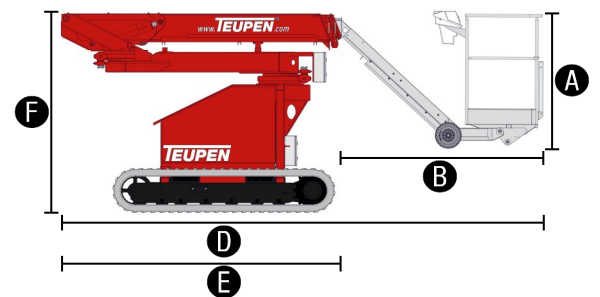
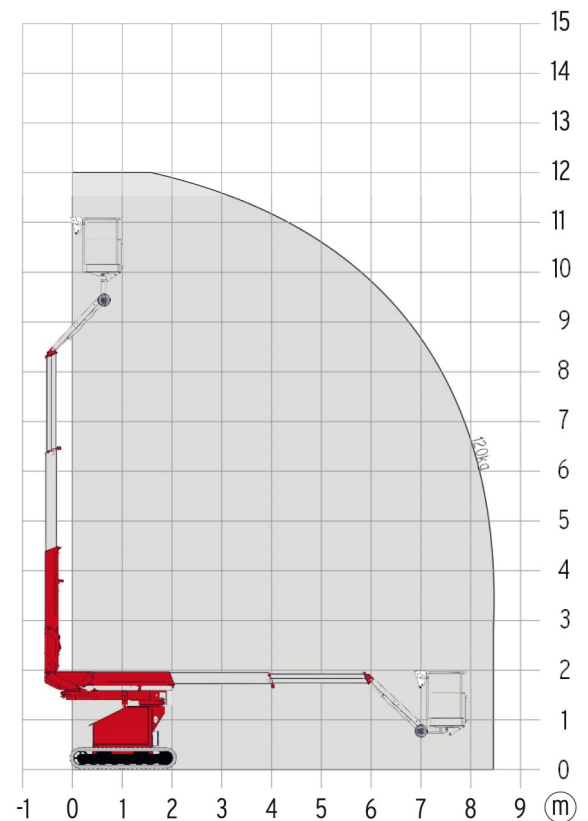
Platform height (A)	1,10 m
Platform length (B)	0,80 m
Platform width (C)	0,70 m
Length, overall (D)	4,75 m
Length without basket (E)	2,80 m
Height, travelling position (F)	1,99 m
Width, min. (G)	1,76 m
Track (L x W) (H)	220 x 25 cm

WEIGHT

Total weight	2985 kg
Live load in travelling position	4,15 kN/m ²
Live load in working position	4,15 kN/m ²

POWER

Standard power source	Battery: Atech (24 V, 450 Ah, 4,5 kW)
Optional power sources	1) Electric: 230 V, 12,9 Ah, 2,2 kW 2) Petrol: Honda GX 390 (9,6 kW/12,8 hp) 3) Diesel: Kubota Z 602 (10,8 kW/14,5 hp)
Fuel tank capacity petrol engines	6,5 l
Fuel tank capacity Diesel engines	13,0 l



STANDARDS COMPLIANCE

2006/42/EC-Machinery directive
 (Harmonised standard EN280:2001 + A2:2009); 2004/108/EC (EMC);
 2000/14/EC (Noise emission directive – outdoor)

Features



CHASSIS

- Powerful track drive for precise maneuvering and terrainability
- White, non-marking rubber tracks with specially arranged profile providing optimum grip
- Chassis designed for an optimal ground pressure

BOOM SYSTEM

- All functions are available from one control panel
- Boom rotation via high-performance slew ring with worm gear and hydraulic-motor
- Detachable basket
- Double swivel for more flexibility at work in facilities
- Compact machine dimensions for an optimal manoeuvrability
- Profile system consists of steel- and aluminium components for a better performance parameters on maximal stability

POWER

- Battery drive with four 6 V batteries, incl. charging device and indicator lamp

PRODUCTIVITY, SAFETY, QUALITY

- 230 V (EU) power outlet in the basket
- High-quality paint in RAL 3020 (red)
- Booms made of anodized aluminum
- Hydraulic emergency lowering via hand pump
- Drive operation without basket available
- Biodegradable hydraulic oil
- Protective covers for oil-tank, emergency controls and connecting cables and hoses
- Possible to be lifted in goods elevator
- Easily removable covers for optimal accessibility
- Ergonomically shaped basket with eyelets for safety belts
- Hour meter

OPTIONS

- Honda GX 390 petrol engine (9,6 kW/12,8 hp)
Only one combustion engine can be selected.
- Kubota Z602 Diesel engine (10,8 kW/14,5 hp)
Only one combustion engine can be selected.
- Electric drive (230 V, 12,9 A, 2,2 kW)
- Custom paintwork, one colour, according to RAL scheme (except metallic coatings, signal- or special colors)
- Custom paintwork, two colours, according to RAL scheme (except metallic coatings, signal- or special colors)

ACCESSORIES

- Safety harness
- Track mat (2000 x 800 x 15 mm)

CONTACT

Teupen Maschinenbau GmbH
Marie-Curie-Str. 13
48599 Gronau
Germany

phone +49 (0) 2562 8161-0
fax +49 (0) 2562 8161-888
mail@teupen.com

Version 2016-B. Product specifications are subject to change without notice or obligation. Photographs and drawings in this document are for illustrative purposes only. Refer to the appropriate Operator's Manual for instructions on the proper use of this equipment. Failure to follow the appropriate Operator's Manual when using our equipment or to otherwise act irresponsibly may result in serious injury or death. The only warranty applicable to our equipment is the standard written warranty applicable to the particular product and sale and we make no other warranty, expressed or implied. Products and services listed may be trademarks, service marks or trade-names of Teupen Maschinenbau GmbH and/or its subsidiaries in the U.S.A. and many other countries. "Teupen", "Access redefined" and "LEO Series" are registered Trademarks of Teupen GmbH in the United States of America and many other countries. © 2016 Teupen Maschinenbau GmbH.

